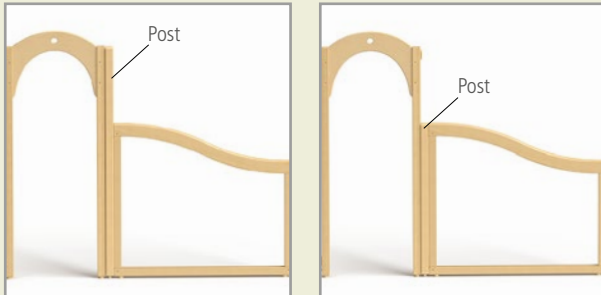


How to make safe and stable Roomscapes connections

Along with the ability to define your own space comes the responsibility to set up safe configurations. Because of the almost limitless options of the Roomscapes system, common sense is always needed to ensure that your setup is safe. Here are some essential guidelines to follow when connecting your Roomscapes items. Please follow them, as well as any warnings or cautions for specific items throughout this guide.

Posts



Always match post height to the highest piece it connects.


If you place panels on top of shelves or other panels to make a higher divider, the combined height should not exceed 122 cm.

Panels and Arches

Never connect more than two panels in a row without stabilising them in one of the following ways:



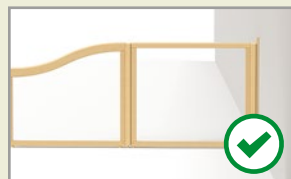
Add a shelf.



Create an angle in the line of panels.



Use a pair of Wings (for plastic posts) or a Panel stabiliser of the correct height.



Attach to a wall

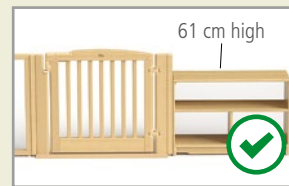
- Panels must always be attached at both ends. (See illustrations above.)
- Never exceed 122 cm in height.
- Never end a straight line of panels with a single Corner shelf.
- A 61 or 81 cm high Corner shelf connected to a Teacher arch or Roomscapes entry must also connect to another panel, shelf, or wall adapter.
- DO NOT support 102 or 122 cm high panels (the tallest) with 41 cm high shelves (the lowest).
- A 41 cm shelf with a panel stacked on top must be supported by other shelves or panels.
- Do not use two corner shelves to stabilise a straight line of panels.

Roomscapes Gates

Gates need extra support to be stable and safe.




Supporting posts must be at least 81 cm high.




Attached shelves or panels must be at least 61 cm high.



A 61 or 81 cm high Corner shelf connected to a Roomscapes gate or compact gate must also connect to another panel, shelf, or wall adapter.



Panels must connect at an angle to the Gate.*



63 cm long shelves must connect at an angle to the Gate.*

*Exception: the Roomscapes gate and compact gate may connect in a straight line with a panel or 63 cm shelf, but only if the hinge side is connected to a 94 cm shelf (or longer), to a wall, or to angled panels.