



Product guide

MultiTables

IMPORTANT

Save these instructions for reference

Recommended use

Indoor MultiTables are lightweight and modular with quick, tool-free height adjustment.

⚠ WARNING

- ▲ This product is intended for use by children of immature judgment, therefore supervision is required at all times.
- ▲ Do not sit or stand on table.
- ▲ This table will be unstable if the legs are not installed according to directions.
- ▲ This table must be empty while making adjustments to the legs.

⚠ CAUTION

- ▲ For indoor use, on level surface only.
- ▲ Stacking and moving larger tables may require two people.

Assembly

This product consists of the table top and the table legs.

If your shipment is incomplete, please call customer service.

To attach legs:

Screw legs into sockets, tightening with both hands (Figure A). If table wobbles, check that the legs are fully inserted.

Leg adjustment (Adjustable legs only)

To lengthen legs, pull out wood insert. Make sure the leg clicks into place.

To shorten legs, hold yellow ring down, while pushing wood insert into sleeve. (Figure B)

Size marking (In accordance with EN1729)

The table legs and chairs are size marked to help determine the correct table/chair height ratio for the children. Match the size marks on table and chair. See size mark chart in catalogue or on our website.

All of our packaging is recyclable (cardboard and LDPE). Please recycle in accordance with local guidelines.

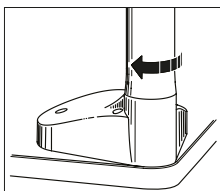


Figure A

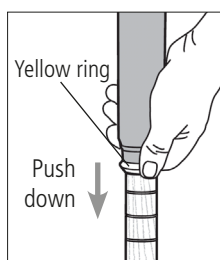


Figure B

Maintenance

Periodically inspect for cracks, breaks, loose parts, missing parts, and/or malfunctions. Remove the product from service if any condition develops that might make operation unsafe.

Stacking and storage

Small rectangular and trapezoidal tables can be spiral stacked up to three high. Do not spiral stack the large half-moon or horseshoe tables.

To stack tables more than three high or to stack large circular or semi-circular tables, the table legs must be removed and stored in the leg holder provided under the table top.



Figure C




Figure D

Note: The 193 cm horseshoe table with 6 legs does not have a leg holder.

Cleaning

Wash the table and legs with dishwashing liquid and warm water, using a soft cloth. Rinse and dry. For more stubborn marks, use an all-purpose household cleaner.

Construction

Table tops are constructed with a 19 mm birch plywood core and top grade laminate on both sides for structural stability. Adjustable legs are solid hardwood telescoping from aluminium sleeves. Solid table legs are made of beech with a child-safe finish. Plastic parts are constructed from durable polypropylene.

User modifications

We cannot be responsible for modifications made by customers to our products in the field without our supervision, testing, or evaluation.

Ordering parts

To order replacement parts, contact customer service with a description of the part(s) needed and the ID code from the product.

Use only replacement parts supplied by Community Playthings.